

Cibēs



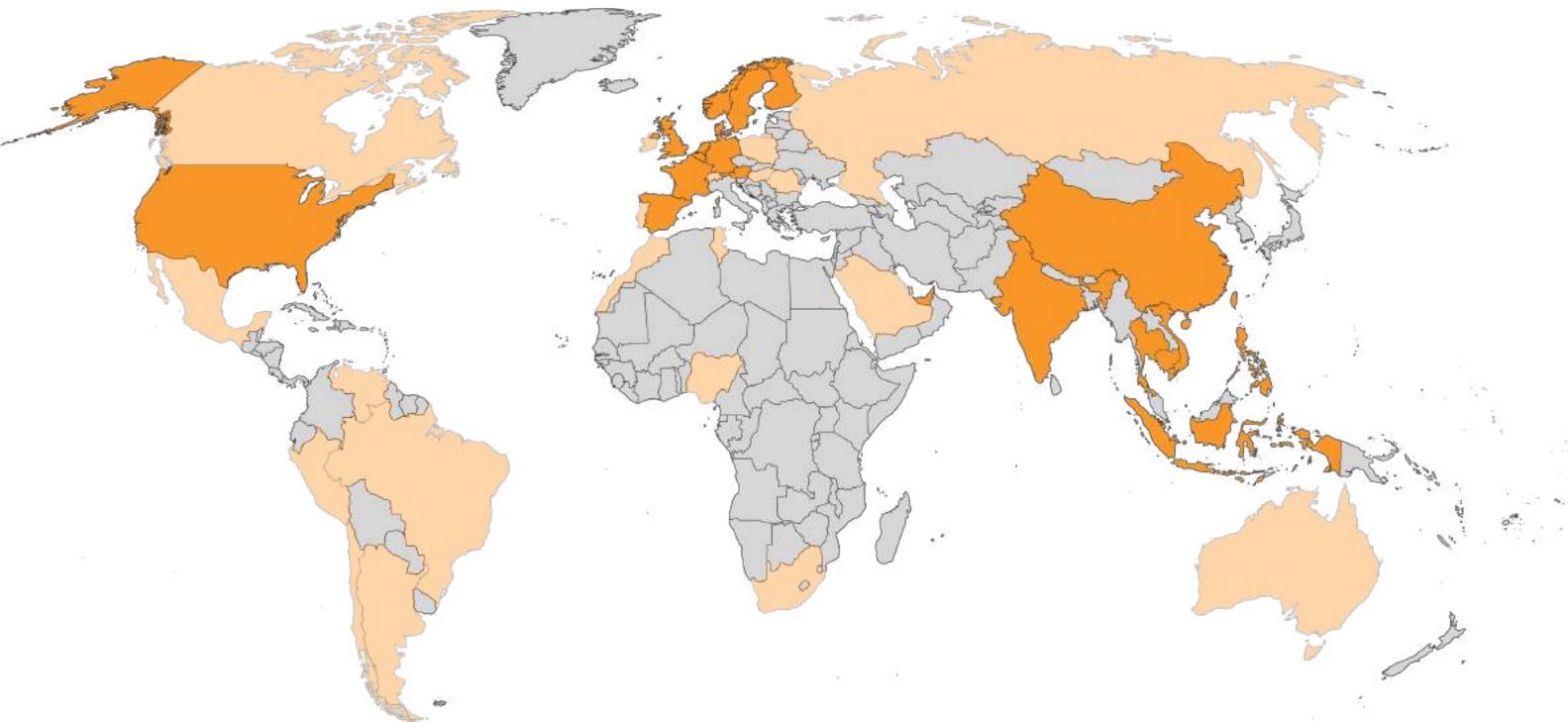
NEW GENERATION
HOME LIFT

CIBES – SINCE 1947

Cibes Lift Group is one of the world's largest manufacturers of low-speed lifts, with sales and distribution in more than 70 countries, and a network of 200+ certified distributors.

WHAT MAKES CIBES SPECIAL?

DIRECT SALES ACROSS THE WORLD



FACTORY DIRECT SUBSIDIARIES IN:

SWEDEN | NORWAY | FINLAND | FRANCE | UNITED KINGDOM | GERMANY | HOLLAND | SPAIN | AUSTRIA | BELGIUM | DUBAI | CHINA | VIETNAM | THAILAND | CAMBODIA | INDONESIA | PHILIPPINES | INDIA | USA

CIBES DIRECT OWNED FACTORIES

Gävle, SE | Jiaxing, CN | Roanoke, USA

APPROVED DEALERS IN:

70+ Countries

WORDS FROM OUR CEO,
PER LIDSTRÖM



One does not build a company that lasts over 70 years without an unwavering commitment to customer satisfaction. Cibes fully embraces the Scandinavian ethos of reliability, which is why we are uncompromising when it comes to the quality of our products, the elegance of our designs and our commitment to safety. From the start, our best marketing has always been our existing customers, and the 50,000 lifts we have installed around the world continue to be a driver of our success. At Cibes, we know that our happy customers are the key to our longevity, and we look forward to having you join the Cibes family!

Per Lidström

CEO, CIBES LIFT GROUP

ABOUT

CIBES LIFT GROUP IN 2022

210

MILLION EUROS

In turnover in 2021

1,590

EMPLOYEES

Across the world

70,000+

LIFTS INSTALLED

In 70+ countries

SPACE - SAVING TECHNOLOGY

NO MACHINE ROOM

Minimize civil works and able to open up on last floor without damage to roof area

ALL GLASS SHAFT

Able to do 360 glass shaft for a panoramic ride

SUPERIOR QUALITY

From our glass (laminated and tempered) to our shaft (aviation grade aluminum with premium custom powdercoat), every detail of our lift is carefully studied to offer the best quality.

CABIN DESIGN

Our lifts are platform lifts, which saves space, creates a feeling of openness and avoids locking you inside a cabin.

NO PIT

Our lift requires no pit - as low as 0 mm and maximum 100 mm. Easy to install anywhere!

SCREW DRIVE SYSTEM

Your lift is always attached to our screw and cannot "fall down".
Silent and energy efficient

TOUCH AND LIGHT

Our Cibes lifts come with full touchscreen to offer a modern design that can match any interior

ANTI-STUCK SYSTEM

Battery back up, reset tag on door, phone and emergency openings – we have you covered even if the worst were to happen!



HISTORY OF SCREW - DRIVE SCREW-DRIVE GENERATIONS



4th GENERATION
ECOSILENT 2.0

- **Reduced oil use:** no oil on guiderails, auto-lubricating system on screw, >200 mL of oil / year!
- **More energy savings:** 1.5 kW motor
- **Silent operation:** new screw pitch and silent box for sound as low as 40 dB
- **Reduced maintenance:** as low as once per year

Includes all
2nd Generation / Smart Lift features




2nd GENERATION
SMART LIFT

- **Mechanical System:** all functions were mechanical and not driven by software
- **Lower Travel Height:** 13 m

1st generation lifts were **discontinued**
in 2017 for all Cibes Lift Group
products

1st SCREW-DRIVE
ELEVATOR



2022

- **Even Safer Lift!** – light curtain upgrade for safety edges for near-instantaneous stops, 2N dialer to ensure always functional phone
- **Even Smoother Ride** – Upgraded XXL rollers for an ultra smooth guiderail connection
- **Connected Lift** – connected to our Cibes Control Center for monitoring and remote assistance if needed

Includes all
2nd Generation / Smart Lift features



3rd GENERATION
ECOSILENT

- **Smart Operating System:** digital OS (i.e. software)
- **Safer Lift** – thanks to our CiCon System, our lift can be SIL-3 certified, the second highest Safety Integrity Level there is
- **Reset RFID Tag** – you can reset the lift yourself – no need to wait for one of our technicians
- **Warning Systems:** e.g. low battery system
- **Fault and Breakage Record:** keeps track of all key metrics e.g. travel distance, number of faults and reason to help improve repairs
- **Higher Travel height:** from 13 to 20 m!
- **Advanced Features:** e.g. floor specific locks

2019

2017

1990s




1st GENERATION
MECHANICAL

1793

Invented for the Russian empress Catherine the Great by inventor Ivan Kulibin, the 1st screw drive elevator was installed in the imperial palace The Hermitage in St. Petersburg

SAFETY IS IN OUR DNA

SWEDISH FOCUS ON QUALITY



SCREW DRIVE TECHNOLOGY:

LIFTS THAT CANNOT “FALL DOWN”

Screw-drive technology is unique in the market in that the lifting cabin or platform is always attached to a toughened steel screw. The movement behind the “lifting” is not a pulling motion through cable or belt, but a rotation of a nut around the screw.

This revolutionary system ensures that Cibes Lift platforms and cabin cannot be “cut off” or enter freefall because of cable and brake failures. Instead, they are always connected to the steel screw that runs the length of the whole device.

Thanks to this technology, our screw drives are able to meet not only the extremely high European Safety Standards but also those of our other markets around the world, including but not limited to the USA and Australia.

WHY CUSTOMERS CHOOSE CIBES

OUR SAFETY STANDARDS



STANDARDS

All our lifts not only follow the strictest of European and international standards, but we even strive to respect recommended local standards in each of our markets.



SAFETY CERTIFICATIONS

Beyond certifying every lift with the European Lift Instituut, a certification agency specialized in lifts, all our lifts are **Safety Level Integrity 3** certified and our production **ISO 9001**




NATIONWIDE, 24/7 COVERAGE

We may be a global company, but we are hyperlocal for our customers. Our hotline is 24/7, with technicians spread across the country. We are there anytime, anywhere.



ANTI-TRAP SYSTEM FOR EMERGENCIES

All our lifts are equipped not only with an emergency battery lowering system in case of power failures, but also a reset system. Gen 4 also has manual lowering in pit!



LIGHT CURTAIN FOR LASER-FAST SAFETY

The combination of Cibes light curtain to stop near instantaneously in emergency situations, and the cabin design of our V70 / V90 allows us to reach a new level of safety.



2N PHONE SYSTEM CONNECTIVITY MONITORING

Our special 2N dialer, conform with the EN 81-20:50 European regulations, automatically checks that your phone line is active every day to ensure your safety phone is always on.

OUR PRODUCT RANGE

GLASS SHAFT (V-Series)



V80
PLATFORM



V90
CABIN

TIER I
ELEGANCE



TIER II
AURORA



TIER III
GALAXY



OUR PRODUCT RANGE

V70 SHAFTLESS Series



TIER I
ELEGANCE

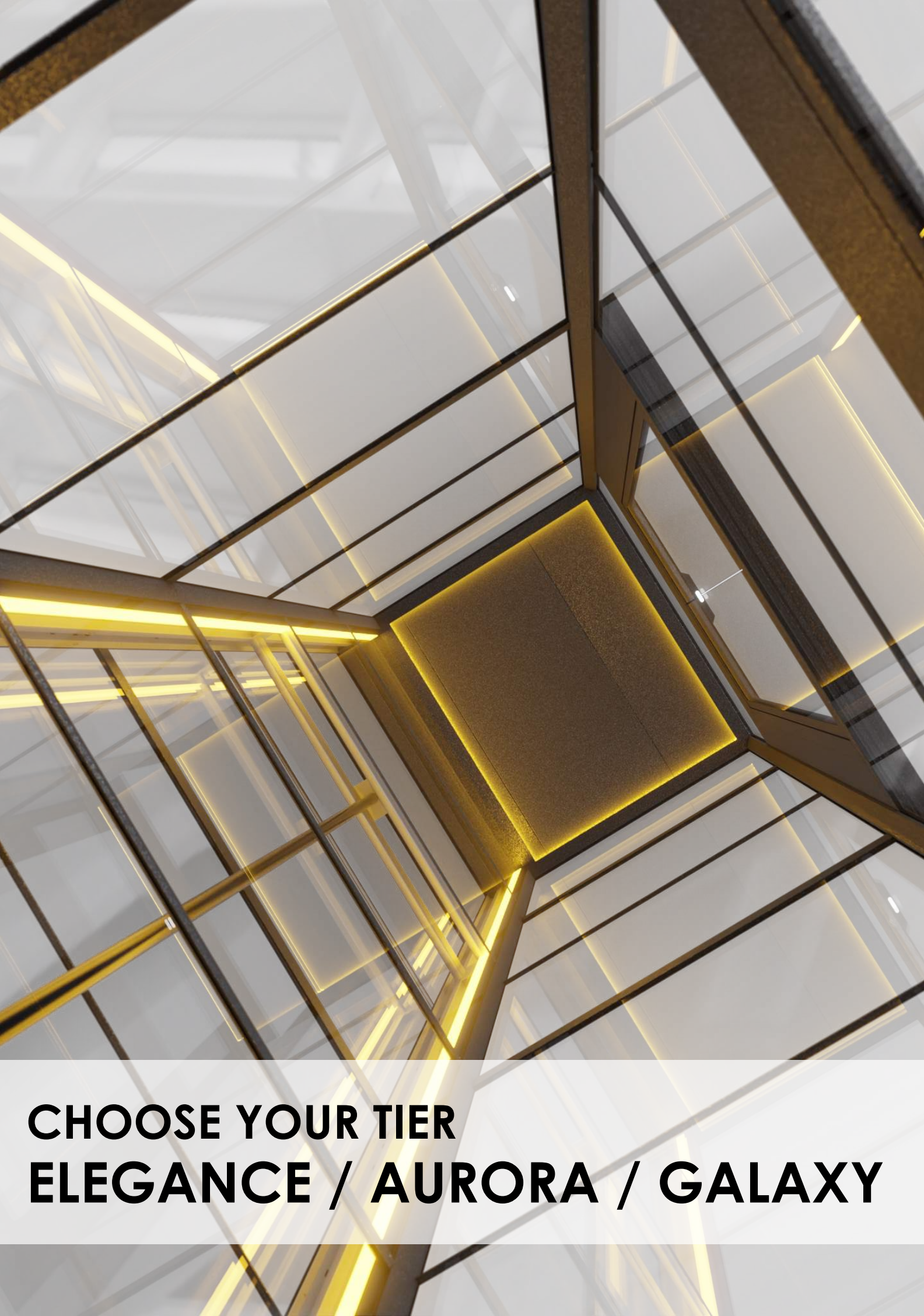


TIER II
AURORA



TIER III
GALAXY





**CHOOSE YOUR TIER
ELEGANCE / AURORA / GALAXY**



TIER I
ELEGANCE



TIER II
AURORA



TIER II
AURORA



TIER III
GALAXY

TIER I

ELEGANCE



RECESSED LIGHTING



SWING OR SALOON DOORS



WHITE WOOD HPL PANEL



GREY IRON FORBO FLOORING




TOUCHSCREEN CONTROL PANEL



TOUCHSCREEN CALL BUTTON



ELEGANCE MODELS



V80
ELEGANCE



V90
ELEGANCE



V70
ELEGANCE

TIER II

AURORA

PREMIUM POWDER COATS



ORGANIC SIGNAL
WHITE

ORIENTAL OYSTER
WHITE

ORIENTAL GREY
BEIGE

ORIENTAL PALE
BROWN

GOthic GRAPHITE
BLACK

GLACIAL SLATE
GREY

HPL WALLS



SMOKE STRAND
STRAIGHT

BLACK WALNUT

BLACKEN LEGNO
PARTIAL CROWN

TRAVERTINE
SILVER

JET SEQUOIA



RECESSED CEILING



SWING OR SALOON



STONE FINISH FLOORING



TOUCHSCREEN CONTROL PANEL



TOUCH CALL BUTTON



AURORA MODELS



V80
AURORA



V90
AURORA



V70
AURORA

TIER II

AURORA


LIGHT UP MOOD WALLS



EVENING AGATE




IONA



COBALT BLUE



PHARAOH



NOVA CLOUDS



INCA



CINNABAR ROSE



PAVONA FEATHERS



LONG SPRING




IMPERIAL BLACK

PREMIUM POWDER COATS



ORGANIC SIGNAL WHITE



ORIENTAL OYSTER WHITE



ORIENTAL GREY BEIGE



ORIENTAL PALE BROWN



GOthic GRAPHITE BLACK



GLACIAL SLATE GREY



TOUCHSCREEN CONTROL PANEL



TOUCH CALL BUTTON



AURORA MODELS



V80
AURORA



V90
AURORA




V70
AURORA


TIER III

GALAXY

LASER ETCHED LIT PATTERN



ORIGAMI



AWAKENING



PINE FOREST



NEON JAZZ



ARCTIC ICE



NEBULA



BASILICA LIGHTS

PREMIUM POWDER COATS



JANUARY 4



QUARTZ 1



QUARTZ 2



FEBRUARY 5



FEBRUARY 6



RGBW LIGHT LIGHTING



SWING OR SALOON



STONE FINISH FLOORING



PREMIUM TOUCHSCREEN



ANIMATED CALL BUTTON



GALAXY MODELS



V80
GALAXY



V90
GALAXY

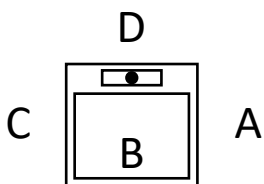


V70
GALAXY

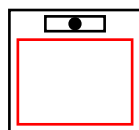
SIZE SUMMARY

	CABIN SIZE (V70 & V90) (in mm)		PLATFORM SIZE (V80) (in mm)		SHAFT SIZE (in mm)		Cut-Out Size (add +30 mm on adjacent side to door)	
	A/C Side	B/D Side	A/C Side	B/D Side	A/C Side	B/D Side	A/C Side	B/D Side
	1	710	815	635	850	1000	900	1040
2	810	815	735	850	1100	900	1140	940
3	910	815	835	850	1200	900	1240	940
4	1010	815	935	850	1300	900	1340	940
5	1110	815	1035	850	1400	900	1440	940
6	1210	815	1135	850	1500	900	1540	940
7	710	915	635	950	1000	1000	1040	1040
8	810	915	735	950	1100	1000	1140	1040
9	910	915	835	950	1200	1000	1240	1040
10	1010	915	935	950	1300	1000	1340	1040
11	1110	915	1035	950	1400	1000	1440	1040
12	1210	915	1135	950	1500	1000	1540	1040
13	710	1015	635	1050	1000	1100	1040	1140
14	810	1015	735	1050	1100	1100	1140	1140
15	910	1015	835	1050	1200	1100	1240	1140
16	1010	1015	935	1050	1300	1100	1340	1140
17	1110	1015	1035	1050	1400	1100	1440	1140
18	1210	1015	1135	1050	1500	1100	1540	1140
19	710	1115	635	1150	1000	1200	1040	1240
20	810	1115	735	1150	1100	1200	1140	1240
21	910	1115	835	1150	1200	1200	1240	1240
22	1010	1115	935	1150	1300	1200	1340	1240
23	1110	1115	1035	1150	1400	1200	1440	1240
24	1210	1115	1135	1150	1500	1200	1540	1240
25	710	1215	635	1250	1000	1300	1040	1340
26	810	1215	735	1250	1100	1300	1140	1340
27	910	1215	835	1250	1200	1300	1240	1340
28	1010	1215	935	1250	1300	1300	1340	1340
29	1110	1215	1035	1250	1400	1300	1440	1340
30	1210	1215	1135	1250	1500	1300	1540	1340
31	710	1315	635	1350	1000	1400	1040	1440
32	810	1315	735	1350	1100	1400	1140	1440
33	910	1315	835	1350	1200	1400	1240	1440
34	1010	1315	935	1350	1300	1400	1340	1440
35	1110	1315	1035	1350	1400	1400	1440	1440
36	1210	1315	1135	1350	1500	1400	1540	1440
37	710	1415	635	1450	1000	1500	1040	1540
38	810	1415	735	1450	1100	1500	1140	1540
39	910	1415	835	1450	1200	1500	1240	1540
40	1010	1415	935	1450	1300	1500	1340	1540
41	1110	1415	1035	1450	1400	1500	1440	1540

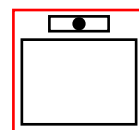
HOW TO UNDERSTAND THE NUMBERS



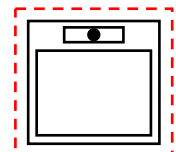
B & D are parallel to the screw and motor



CABIN SIZE is the standing space inside the lift



SHAFT SIZE is the final size of the installed shaft



CUT OUT SIZE is the space needed to install the lift

TECHNICAL SPECIFICATIONS

TECHNICAL DETAILS

	Cabin (70 / 90)	Platform (80)
MAX # OF STOPS	6 Stops	
MAX TRAVEL HEIGHT	20,000 mm	
POWER SUPPLY	1 phase 220V / 3 phase 220 V / 3 phase 400 V	
MINIMUM HEIGHT TOP FLOOR	2500 mm	2250 mm
BOTTOM PIT	100 - 120 mm / 0 mm optional with ramp	50 - 70 mm / 0 mm optional with ramp
PRODUCT STANDARD	MD 2006/42/EC, EN81-41, certified by SIL3	
DRIVE MODE	Screw-Drive	
RATED POWER	3 kW	
MACHINE ROOM	None (integrated solution)	
DOOR OPENING	One Side Only	Flexible choice for 3 sides
SAFETY DEVICE	360° catchment protection with light curtain. Emergency Battery Lowering in case of power failure. Overload alarm device. 2N phone-equipped emergency communication device. Electronic and mechanical safety door protection system. Can be connected to fire alarm device.	360° catchment protection with mechanical safety edge. Emergency Battery Lowering in case of power failure. Overload alarm device. 2N phone-equipped emergency communication device. Electronic and mechanical safety door protection system. Can be connected to fire alarm device.
SHAFT OPTION	Shaftless (V70) / Panoramic (V90)	Panoramic (V80)
LOCATION	Indoor or Outdoor	
SPEED	0.15 m/s / 0.25 m/s	0.15 m/s
GLASS	Tempered & Laminated	



WHAT ABOUT SPEED?

0.15

Our standard and recommended speed for optimal operation.

0.15 m/s is the speed that is recommended by the EU En81-41 machine directive for our range of platform lifts, which we also extend to our full range of products.

0.25

Thanks to our cabin design and light curtain safety edges, we are able to offer a faster speed of 0.25 exclusively on the V70 / V90 line when using 3-phase power without compromising safety in any way.

Enjoy a faster ride in full safety!

A NEW TYPE OF COP

TOUCHSCREEN LUXURY

ALARM BUTTON & PHONE

Press this for 10 seconds and your lift will automatically begin calling our hotline and your emergency numbers

ANIMATED MOVEMENT

Numbers move and change in size as your lift goes from floor to floor

EMERGENCY STOP BUTTON


Need to stop your lift for whatever reason? Press this wonderful light-up and metallic button, and your lift will come to an immediate halt

CHROME FINISH

Available on Galaxy Tier only, the Chrome finish adds luxury and prestige to the COP

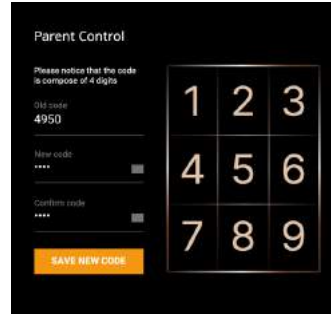
LEATHER FINISH

With our leather finish on the handle, enjoy a refined riding experience like no other



LIGHT CONTROL

Control everything from the color and the brightness of the lights to the brightness of the touchscreen itself. Switch between recommended lighting schemes!



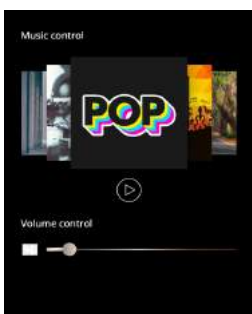
PARENTAL CONTROL

Set-up, activate or deactivate a child lock for your lift with a special PIN



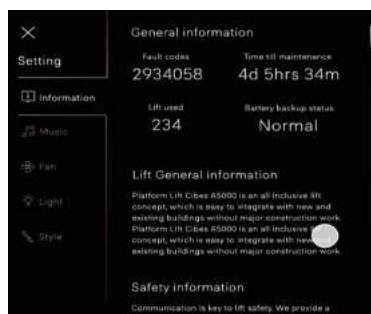
FAN CONTROL

Switch on / off or adjust the intensity of the fan directly on the COP



MUSIC SELECTION

Ride in style by listening to our selection of songs pre-loaded onto your COP!



ABOUT MY LIFT

Get information about your lift such as date of next maintenance, and distance travelled!

ENTRY-LEVEL MODELS

CIBES UNO



PLATFORM LAYOUT



SWEDISH MINIMALISM

Our Uno Control panel is Swedish minimalism at its best: functional, easy to press buttons on a nicely curved COP - simple and sweet!



MECHANICAL CALL BUTTONS

Our Uno Mechanical Call Buttons are designed to be simple and easy to use, with a discrete style echoing the Control Panel!


CIBES ALTO

PLATFORM LAYOUT



ALL WHITE SHAFT

Available in steel or glass (only 3 sides on the Alto!), our shaft comes in only one color: pristine white!



GREY IRON FLOORING

Our standard flooring by Forbo is simple and beautiful, perfectly complementing our all white shaft with a touch of dark grey!



WHY CUSTOMERS CHOOSE CIBES

MEET OUR INSTALLATION TEAM



At Cibes, we **never outsource installation, maintenance and repairs**. All our technicians are Cibes-certified and trained directly by the head Cibes Tech Team.

This ensures that we maintain our high quality standards for every single lift we install, and provide our customers with top-notch customer service.

We also regularly arrange technical trainings across the region, sharing best practices from all our markets in Asia (100+ showrooms in 7 different countries).

OUR QUALITY PROMISE

- ▶ A Swedish quality lift deserves a **Swedish quality installation** – always!
- ▶ **24/7 service** – when you need us, we will be there!
- ▶ 1 year free warranty
- ▶ 1 year free maintenance
- ▶ 10 years limited warranty on the screw & nut
- ▶ **An investment** that will last 20-25 years when properly maintained by Cibes Certified Technicians

Technicians that are trained to not only repair and maintain your lift, but also respect your home and your privacy



"30% of Cibes' business is referrals, so complete customer satisfaction is the most important thing we focus on."

Kevin Der Arslanian
Director South East Asia

CIBES PRODUCTION UNITS

DIRECT CONTROLLED



"It doesn't matter whether a Cibes is made in Sweden, the USA or China – all follow our extremely strict Swedish guidelines and conform to the toughest safety standards!"

**Chief Operating Officer
Samson Popowitz**

In charge of Gävle, Roanoke and Jiaxing Production Units

GÄVLE, SWEDEN

Opened in 2012, Gävle is our historic factory mostly focused on public and commercial accessibility lifts. It holds our R&D department and our QC.



FACTORY DIRECTOR:



Johan Wangberg
Head of
Production
Gävle

JIAXING, CHINA

Opened in 2020, Jiaxing is our state-of-the-art facility that produces high-end customized home lifts. It holds an Asia R&D center and training facility.



FACTORY DIRECTOR:



Juan Trespalacios
Head of
Production
Jiaxing

ROANOKE, USA

Established in 2014, our Roanoke facility produces lifts designed for the US and Latin America markets that follow the specific ASME standard



FACTORY DIRECTOR:



Rick Crane
Head of
Production
Roanoke





BASSAC GARDENS




CANADIA
BANK




BOREY VIMEAN
PHNOM PENH




PRIVATE HOME NEAR
OLYMPIA MALL



PRIVATE HOME
KAMPUCHEA KROM BLVD



Semi-Outdoor
BKK1 – Phnom Penh



Middle of Stairs
Aurora – Anodic Gold & Glacial Slate

VIDEOS



BKK1
OUTDOOR
COMFORT



REVIEW
OUTDOOR
COMFORT



KAMPUCHEA
KROM BLV
AURORA




BASSAC
GARDENS
Review




MIDDLE OF
STAIRS
AURORA



V90 GALAXY
ARCTIC ICE




MIDDLE OF
STAIRS
GALAXY



OUTDOOR
RESIDENTIAL
CLASSIC



SAFE FOR
CHILDREN
CLASSIC



WHEELCHAIR
USER
CLASSIC



SIDEWALL
AURORA



PENTHOUSE
LIFT
AURORA



Ciběš